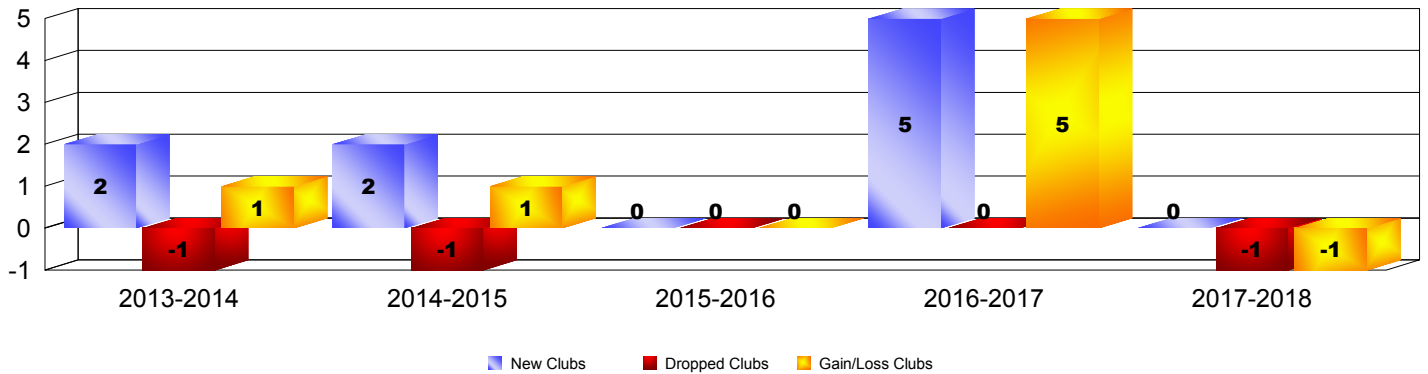
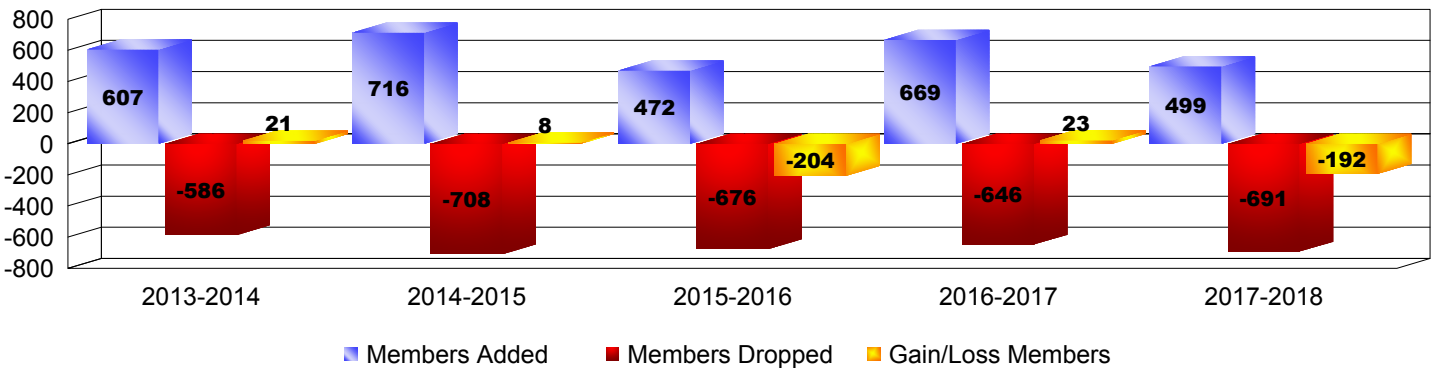


Year	New Clubs	Dropped Clubs	Gain/Loss Clubs	New Members	Charter Members	Reinstate Members	Transfer Members	Total Member Added	Total Members Dropped	Gain/Loss Members
2013-2014	2	-1	1	505	52	31	19	607	-586	21
2014-2015	2	-1	1	553	104	42	17	716	-708	8
2015-2016	0	0	0	423	9	24	16	472	-676	-204
2016-2017	5	0	5	458	132	24	55	669	-646	23
2017-2018	0	-1	-1	427	4	46	22	499	-691	-192
Average	2	-1	1	473	60	33	26	593	-661	-69

Clubs




Members



Membership Composition

June 2018 Cumulative



Gender Comparison

June 2018 Cumulative

